



American English – MOOC Courses

The Online Professional English Network (OPEN) program offers virtual, open-licensed professional development and learning opportunities to foreign English language learners, educators and professionals worldwide. OPEN promotes mutual exchange of culture and provides free access to teaching and learning materials which can be reused, adapted and shared with others. OPEN professional development opportunities are developed by U.S. academic institutions and experts in the field of Teaching English to Speakers of Other Languages (TESOL).

The American Institute in Taiwan (AIT) collaborates with the New Taipei City Government Youth Department to promote these two self-paced MOOC programs to you:

- English for Business and Entrepreneurship
- English for Career Development

Participants who complete these MOOCs with a 70% passing rate or higher are eligible to receive a digital badge and e-certificate from the U.S. Department of State.



Office of English Language Programs. This work is licensed under the Creative Commons Attribution 4.0 License, except where noted.

To view a copy of this license, visit <http://creativecommons.org/licenses/by/4.0/>



The Office of English Language Programs
Bureau of Educational and Cultural
Affairs
United States Department of State,
Washington, D.C.
americanenglish.state.gov



MOOC: English for Business and Entrepreneurship

English for Business and Entrepreneurship is a five-module MOOC, requiring approximately three to five hours of work per module over the course of 12 weeks. This course is designed for non-native English speakers who are interested in improving their language skills and knowledge of business and entrepreneurship.




ENGLISH FOR CAREER DEVELOPMENT

MOOC: English for Career Development

English for Career Development is a five-module MOOC, requiring approximately three to five hours of work per module over the course of 12 weeks. This course is designed for non-native English speakers who are interested in developing the skills and vocabulary needed to advance in their careers in the global marketplace.

Instructions for enrollment and sign up for the system.

1. Go to website <https://openenglishcommunity.org/>
2. On the top menu, select “OPEN Courses” -> “Massive Open Online Courses (MOOCs)”



3. Look for the following two courses, click the link of “Open for Enrollment”:



4. Register by providing your email address, and click “Sign Up”:

The screenshot shows the "OPEN MOOC Registration Survey" form. At the top, it features the U.S. Department of State seal and the OPEN logo. Below the logo is a light blue box with a welcome message and a consent statement. The form contains two input fields for email addresses, labeled "Enter your email address*" and "Confirm your email address*". Below these fields are two checkboxes with their respective terms. At the bottom right of the form is a blue "Sign Up" button.

5. Update the fields shown below and click “Submit”.

Online Professional English Network

OPEN MOOC Registration Survey

Please update the fields shown below. If you need to restart or correct your email address, please click the "Start Over" button.

Enter your email address*

Confirm your email address*

First name*

Middle name

Last name*

Country of Residence*

Citizenship*

Gender*

Are you between the ages of 15 and 35?

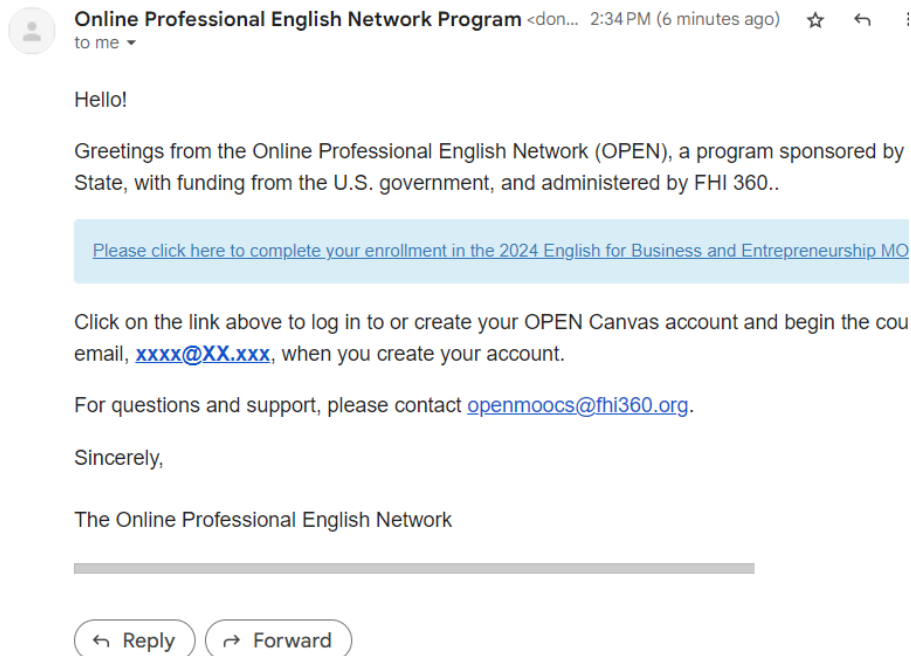
Employment Categories (if applicable) Please choose all that apply

☐ Teacher (K-12)

☐ Tertiary

☐ Administrator

6. Check your inbox, complete your enrollment by clicking the link inside the email.



7. After enrollment, you'll be redirected to the following screen to create your account! Please check "I am a new user", provide your email address, Full Name, and click "Enroll in Course".




The image shows a Canvas LMS enrollment form titled "Enroll in English for Business and Entrepreneurship Q2 2024". It includes a text input for email (pre-filled with "your@email-address.org"), radio buttons for "I am a new user" (selected) and "I already have a OPEN MOOCs login", a text input for full name (pre-filled with "Your Full Name"), a "View Privacy Policy" link, and an "Enroll in Course" button.


8. Congratulations! You've completed the MOOC enrollment and signup to the Online LMS (Learning Management System) system, too!

The login URL for this course is <https://moocs.openenglishprograms.org/>. Be sure to bookmark that link for quick reference later.



The image shows a Canvas LMS course dashboard for "English for Business and Entrepreneurship Q2 2024". The left sidebar contains navigation links: Account, Dashboard, Courses, Calendar, Inbox, and Help. The main content area displays the course title, a "Winter 2024" semester indicator, and a list of course elements: Home, Announcements, Modules, People, Badges, and Grades. Below this is a large banner image with the text "ENGLISH FOR BUSINESS AND ENTREPRENEURSHIP" and a collage of business-related images. At the bottom, there is a copyright notice for FHI 360 and a list of image sources under various licenses.

 U.S. DEPARTMENT of STATE

 **OPEN**
Online Professional English Network

[Need a Canvas Account?](#)
[Click Here, It's Free!](#)


Email

Password

☐ Stay signed in

[Forgot Password?](#)

[Open Source LMS](#) [Help](#)

 INSTRUCTURE

You can always click “Forgot Password” to reset your password.

9. Happy Learning!